




Performance in motion



PowerU - Terminal & Earth Continuity Boxes

Class II Enclosures for new installations and legacy upgrades (SIN119 Compliant)



PowerU Terminal Boxes

Unipart's range of terminal chambers for use in legacy equipment or within new signalling power distribution housings. With a range of terminal sizes in both stud and tunnel terminals there is a box for every requirement.

Features

- All Boxes are fitted with a solid removable gland plates for the incoming supply. This can be removed from the box for drilling and eases cable fitment within the unit
- TB1, 2, 3 & 4 all come fitted with 2 pairs of terminals separated from each other by the fitted partitions. This allows a single unit to be fitted with either 2 core in, 2 core out; 4 core in, 2 core out or 4 core in, 4 core out - all of which use the same box design.
- The boxes are designed to be either backboard mounted or strut rail mounted using the same fittings that can be quickly and easily adjusted.
- Clear lid and internal protection covers combined with a viewing window in the full face label allows for internal visual inspection of the cables and connections without needing to remove any covers increasing safety for users.


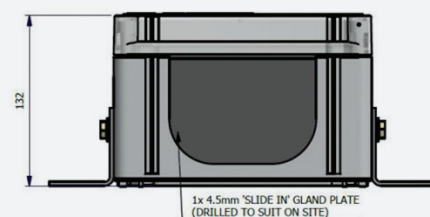


For information on the full Unipart PowerU product range visit unipart.com/rail-public-transport/


Terminal Box Configurations

PowerU TB1 & TB2

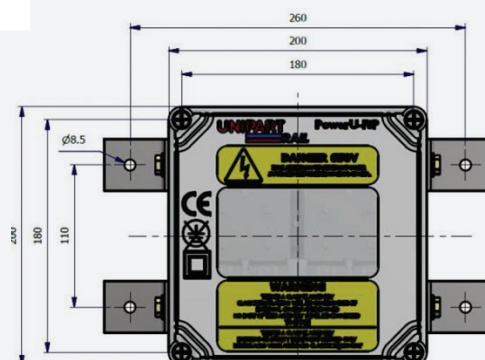
	PowerU-TB1	PowerU-TB2
Unipart Rail Cat No.s	0050/606506	0050/606507
PADs Number	0086/001566	0086/001567
Terminals	Tunnel	Stud
Terminal Size	6-50mm ²	6-50mm ²



PowerU-TB1




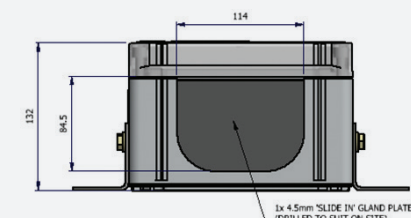
PowerU-TB2




TB1 & TB2
Overall dimensions

PowerU TB3 & TB4

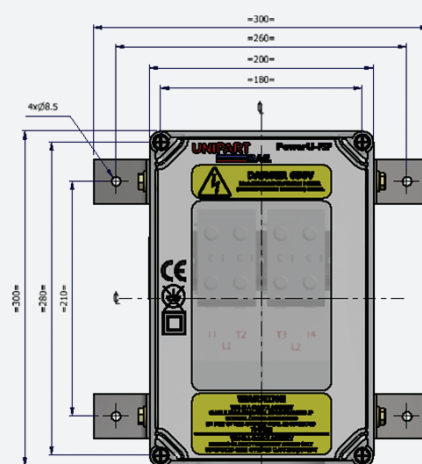
	PowerU-TB1	PowerU-TB2
Unipart Rail Cat No.s	0050/606508	0050/606509
PADs Number	0086/001568	0086/001569
Terminals	Tunnel	Stud
Terminal Size	16-120mm ²	16-120mm ²



PowerU-TB3



PowerU-TB4

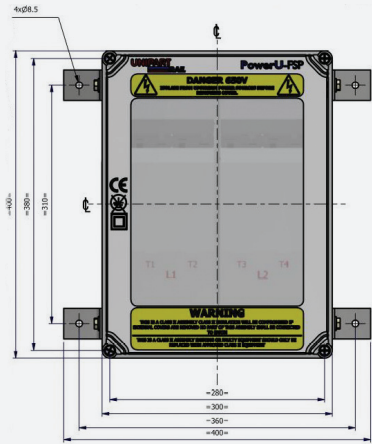
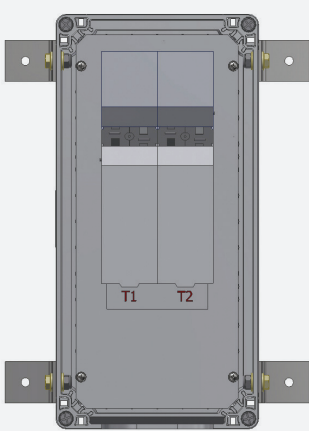
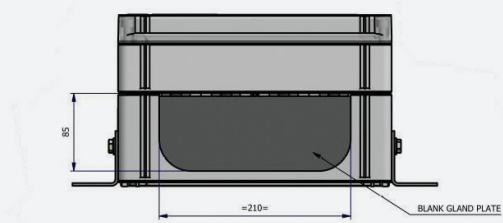


TB3 & TB4
Overall dimensions

Terminal Box Configurations

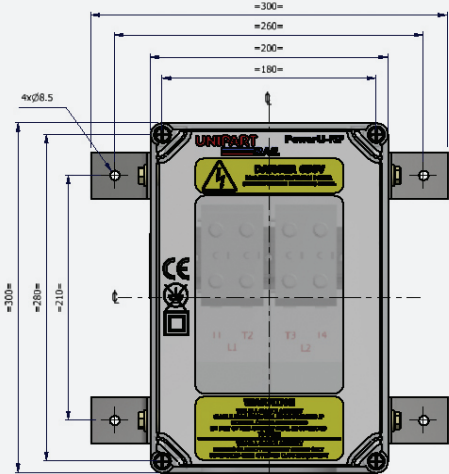

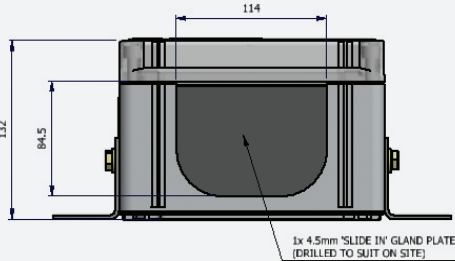
PowerU TB5

	PowerU-TB5
Unipart Cat No.s	0050/606510
PADs Number	0086/001570
Terminals	Stud (1 Pair of Terminals Only)
Terminal Size	16-185mm ²



PowerU TB8

	PowerU-TB8
Unipart Cat No.s	0050/606513
PADs Number	0086/001573
Terminals	Stud (2 Pairs of Terminals separated by clear partitions)
Terminal Size	16-185mm ²



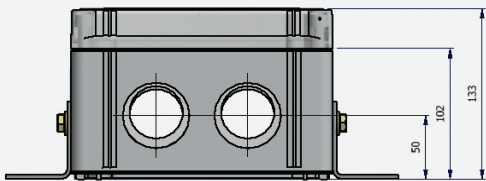
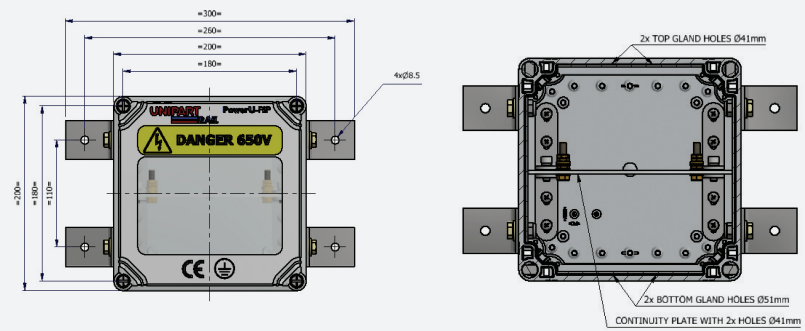
PowerU Earth Continuity Boxes

Unipart Earth Continuity Boxes are designed for use with Signalling Power Distribution housings where the incoming and outgoing cables have an earth but the internal equipment is full Class II earth free.

These boxes allow for the earths of the incoming and outgoing cables to be connected and continuous in a safe manner. The boxes have an aluminium continuity plate for connection which can slide in and out to ease cable fitment. All boxes are fitted with clear lids so the box and connections can be inspected without the need to remove the lid. Boxes can be back plate mounted or strut rail mounted as a retrofit unit in legacy equipment or fitted within the new products.

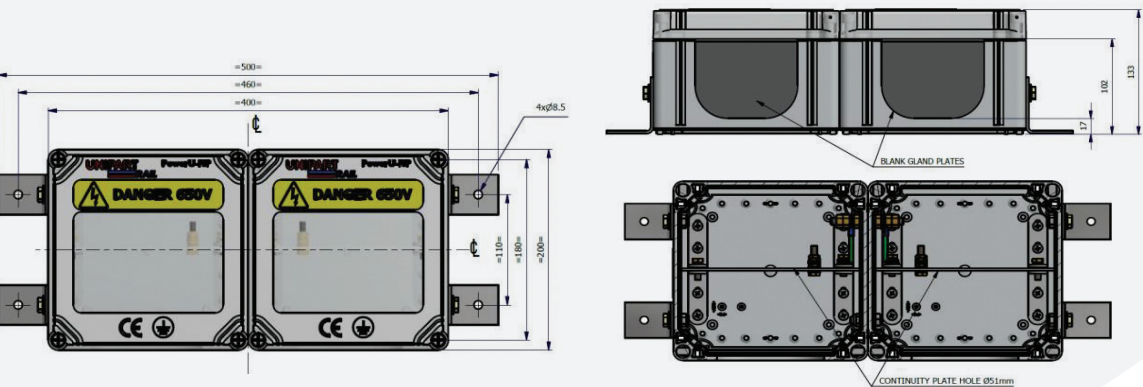
PowerU TB6 - Single Earth

	PowerU-TB6
Unipart Cat No.s	0050/606511
PADs Number	0086/001571
Continuity Plate Hole:	2xØ41mm



PowerU TB7 - Double Earth

	PowerU-TB7
Unipart Cat No.s	0050/606512
PADs Number	0086/001572
Continuity Plate Hole:	1xØ51mm in each plate



Contact us today to
learn how we are
revolutionising global
rail operations with
innovative solutions.



Scan to
contact us